



sundrape®

ROLLER BLIND SYSTEMS SUNDRAPE® CLASSIC

Type	freely suspended or with tension wire guiding to avoid swinging
Roller blind shaft	extruded aluminium with special inner profile, type D 7540, D 7545 diametre 40 mm type F 7550, F 7555 diametre 52 mm type D 7560, D 7565 diametre 65 mm
Mounting	wall and ceiling mounting, in front of or into soffit, easy screwing of metal angles; types D 7540, F 7550: with shapely caps
Operation	side pull operation with plastic or special steel ball chain types D 7550, F 7560: drive with planetary gear for easy operation
Maximum measurements	type D 7540, D 7545 width 2300 mm, height 3000 mm type F 7550, F 7555 width 2700 mm, height 3000 mm type D 7560, D 7565 width 3300 mm, height 4000 mm depending on drapery
Maximum drapery weight	type D 7540, D 7545 up to 3 kg type F 7550, F 7555 up to 4,5 kg type D 7560, D 7565 up to 6 kg
Colours	bottom bar EV1 anodized or white RAL 9016, other colours on request, plastic parts white

Subject to technical modification - 01.2009 - 999 90E

Sundrape GmbH
 Im Wiebusch 4-6
 D-27607 Langen-Sievern
 fon: +49 (0) 4743.894-0
 fax: +49 (0) 4743.894-300
 Email: info@sundrape.com
 www.sundrape.com

your sundrape® dealer:

The most suitable for every width.

sundrape® roller blinds

Modern window and facade constructions with increasing glass areas require adequate solutions for sight and sun-protection like the new sundrape® Classic roller blinds D 7540, F 7550 and F 7560! These blinds are suitable for all width from standard to extreme measurements. Shapely caps for types D 7540 and F 7550 care for an aesthetic adaption to almost every ambiance. Freely suspended or with tension wire guiding – the new sundrape® roller blind systems are convincingly versatile!

Classic



ROLLER BLINDS

D 7540 F 7550 F 7560

Classic

Classic



F 7560

F 7550

D 7540

Technics


A minimum of components, simple handling, solid roller blind shafts, modern design – these are the main characteristics of the new sundrapé® roller blind types D 7540, F 7550 and F 7560.

All components – tension wire guiding inclusive – are flexibly applicable, as they are both-way suitable.


The special shaped aluminium roller blind shafts care for a minimum deflection in the specified width range. Plastic parts are made of non-wearing material and white coloured.

Operation


The comfortable operation of these new sundrapé® roller blinds per plastic or special steel ball chain is guaranteed by special side pull gears with gear ratio. Of course, the desired stop position of the fabric is continuously and precisely adjustable.




D 7540, freely suspended



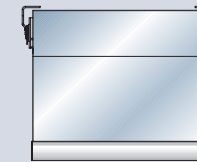
D 7545, tension




F 7550, freely suspended



F 7555, tension



F 7560, freely suspended



F 7565, tension

Mounting

Mounting of this roller blind is really quick and easy - the solid mounting supports of white powder coated sheet steel are being screwed either into wall or ceiling. Long holes allow vertical or horizontal adjustment. The roller blind shaft is simply being hooked into the mounting support.



mounting support of white powder coated sheet steel



tension wire guiding with both-way suitable units



tension element for several mounting directions

